

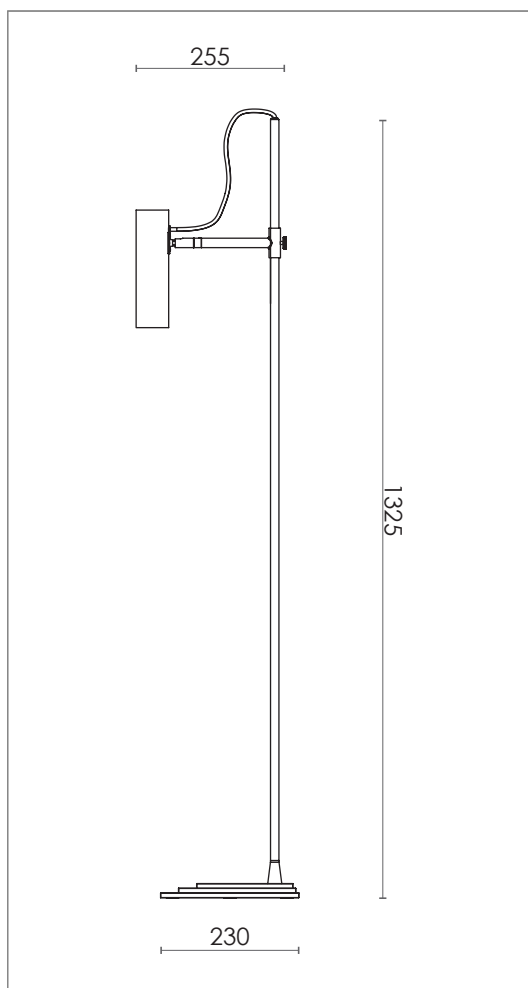
NORMAD FLOOR

DESIGN SPECIFICATIONS





DIMENSIONS (mm)	H 1325 x W 255
WEIGHT (kg)	6,5
MATERIALS	THE LAMP IS MADE FROM CLEAR LACQURED BRASS OR POWDER COATED STEEL
CORD (mm)	BLACK TEXTILE - L 1900
ENVIRONMENT	INDOOR
DESIGN BY	NICLAS HOFLIN
DESIGN YEAR	2013

ELECTRICAL SPECIFICATIONS

SWITCH	ON / OFF
BULB HOLDER	GU10
LIGHT SOURCE	INCLUDED DIMMABLE 4 W LED - 2700 K
DIMMABLE	YES
MAX (W)	6 W LED
VOLTAGE	230 / 240
CLASS	2
IP	20



COLOURS

	BLACK	ART.NO. 400302005
	BLACK /BRASS DETAILS	ART.NO. 400300005
	SILK GREY/ BRASS DETAILS	ART.NO. 400300010
	WHITE / BRASS DETAILS	ART.NO. 400300002